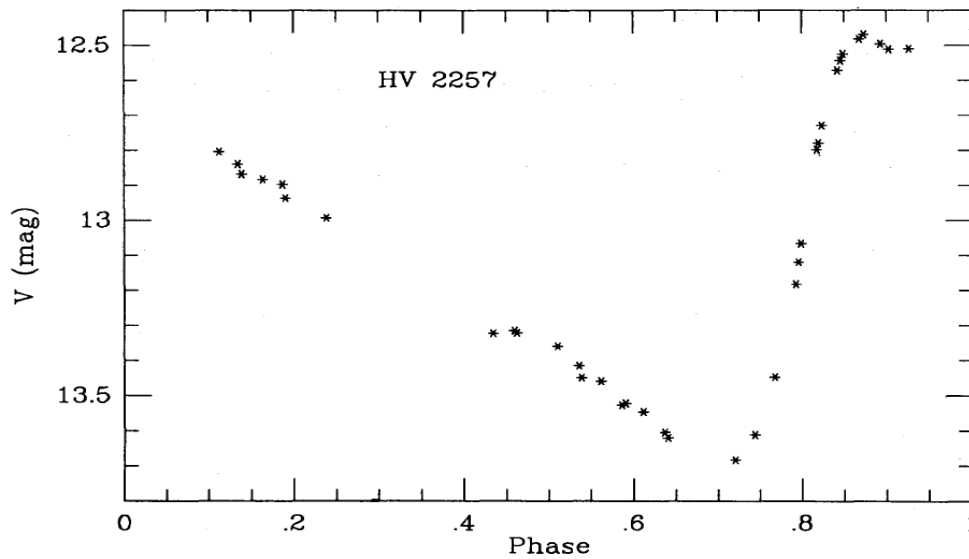


Data Analysis Solution

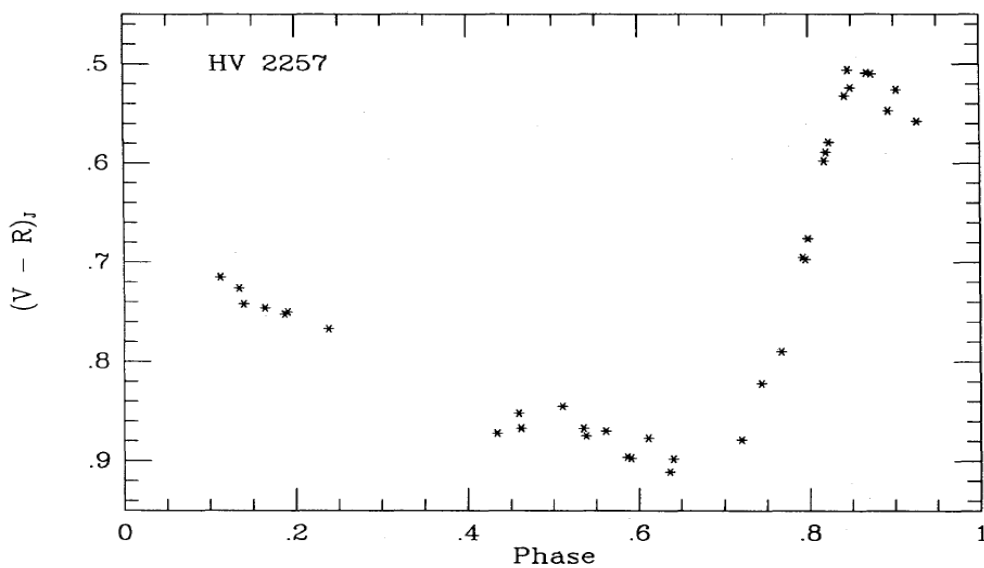
Solution of Problem 1

a. The light curve (10 points)



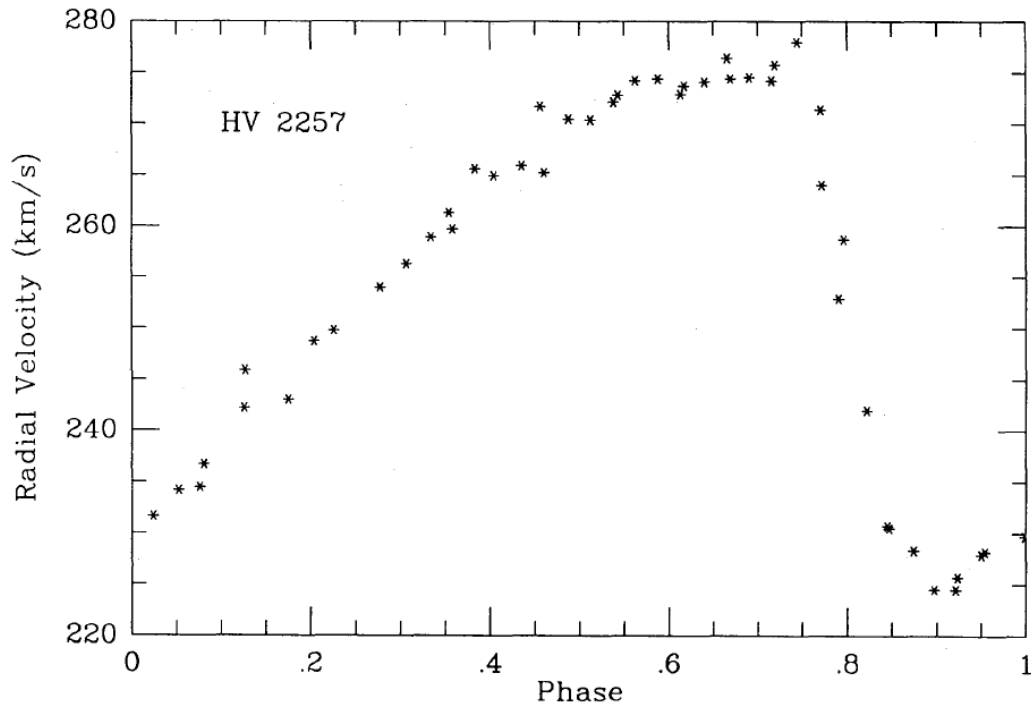
Gieren 1993 (MNRAS vol 265)

b. The color curve (10 points)



Gieren 1993 (MNRAS vol 265)

c. The radial velocity curve (10 points)



Gieren 1993 (MNRAS vol 265)

Solar absolute bolometric magnitude calculation (5 points)

F_{\odot} is the solar flux at the distance 10 pc which corresponds to the solar bolometric absolute magnitude.

$$F_{\odot} = \frac{L_{\odot}}{4\pi \cdot (10pc)^2} = \frac{3.96 \cdot 10^{26}}{4 \cdot 3.14 \cdot 100 \cdot 3.086^2 \cdot 10^{32}} = 3.31 \cdot 10^{-10} W/m^2$$

Formula derivation (15 points)

From Stefan–Boltzmann equation we have luminosity of star:

$$L = 4\pi R^2 \sigma T^4,$$

here R is radius of the star, σ is the Stefan–Boltzmann constant, and T is effective temperature of star.

Star flux at distance d will be equal:

$$F = \frac{\sigma R^2 T^4}{d^2}$$

From Pogson definition we have:



$$m_1 - m_2 = -2.5 \log \frac{F_1}{F_2}$$

Or using the Sun as reference, a star's observed bolometric flux will be:

$$F = F_{\odot} 10^{-\frac{m_{bol} - M_{\odot bol}}{2.5}}$$

Consider two moments, say t_1 and t_2 . It is better to choose the phase t_1 and t_2 during which the star's expansion acceleration close to constant, and the difference in magnitude and color as large as possible. At the moment t_1 , with measured temperature T_1 and radius R_1 , absolute bolometric flux will be:

$$F_1 = \frac{\sigma R_1^2 T_1^4}{d^2}$$

..... (1a)

Later, at moment t_2 :

$$F_2 = \frac{\sigma R_2^2 T_2^4}{d^2}$$

..... (1b)

During this time, the star's atmosphere has expanded from R_1 to R_2 :

$$R_2 = R_1 + \Delta R$$

or:

$$\frac{R_2}{R_1} = 1 + \frac{\Delta R}{R_1}$$

Reminding :

$$\frac{F_2}{F_1} = \left(\frac{T_2}{T_1}\right)^4 \left(\frac{R_2}{R_1}\right)^2$$

We have

$$\frac{F_2}{F_1} = \left(\frac{T_2}{T_1}\right)^4 \left(\frac{\Delta R}{R_1} + 1\right)^2$$

..... (2)

From Pogson definition, and (2) we can find:

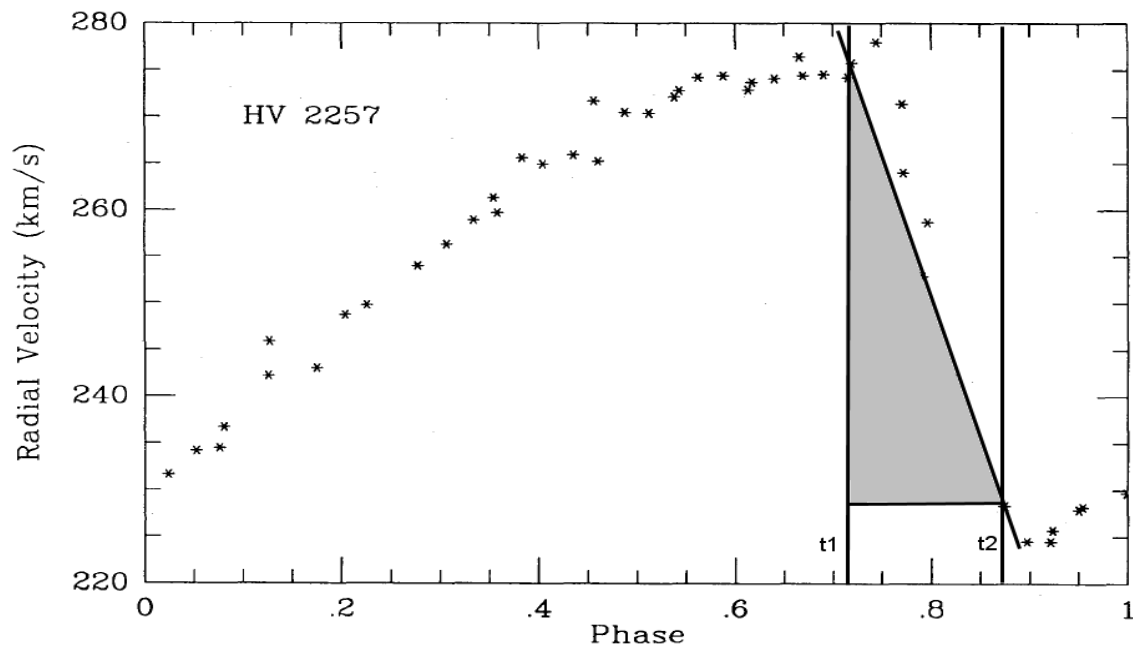
$$R_1 = \frac{\Delta R}{\left(\frac{T_1}{T_2}\right)^2 \cdot 10^{-\frac{m_2 - m_1}{5}} - 1}$$

Calculation of ΔR from the radial velocity graph (20 points)

For finding ΔR , we can use radial velocity curve, taking two moments, t_1 and t_2 , between which the expansion acceleration can be assumed constant,

$$\Delta R = (v_2 - v_1) \frac{\Delta\phi P}{2}$$

here P is pulsation period of star and $\Delta\phi$ is phase difference in moment between t_1 and t_2 .



Alternative method using integral / sum :

$$\Delta R = \int_{t_1}^{t_2} v(t) dt$$

We can calculate the integral by drawing lines connecting two adjacent points, calculating the area of the trapezium under the line segment and sum up for all line segment between moment t_1 and t_2

So, from radial velocity curve we choose the part of the graph which is close to linear :

$$t_1 = 0.75$$

$$t_2 = 0.85$$

Which corresponds to

$$v(t_1) = 272 \text{ km/s}$$

$$v(t_2) = 230 \text{ km/s}$$

Now we can calculate ΔR :

$$\Delta R = \frac{(230000 - 272000)(0.85 - 0.75) \cdot 39.294 \cdot 86400}{2} = -7.13 \cdot 10^9 \text{ m}$$

Temperatures and magnitudes from photometric data (10 points)

For moments t_1 and t_2 :

From light curve we have the magnitude V:

$$V_1 = 13.58$$

$$V_2 = 12.55$$

From color curve we have the color V-R

$$(V - R)_1 = 0.81$$

$$(V - R)_2 = 0.53$$

From Fig. 1 we can find the temperatures:

$$T_1 = 4000 \text{ K}$$

$$T_2 = 4750 \text{ K}$$

From table 4 we have bolometric corrections for these moments (by using Table 4 with linear interpolation):

$$BC_1 = -1.23$$

$$BC_2 = -0.52$$

Now we can calculate bolometric magnitudes:

$$m_{bol}(t_1) = 13.58 - 1.23 = 12.35$$

$$m_{bol}(t_2) = 12.55 - 0.52 = 12.03$$

Calculate R_1 (10 points):

First we calculate star's observed flux:

$$F_1 = 2.913 \cdot 10^{-10} \cdot 10^{-\frac{12.35-4.72}{2.5}} = 2.584 \cdot 10^{-13} \text{ W/m}^2$$

Then the radius of the star at the moment t_1 will be :

$$R_1 = \frac{\Delta R}{\left(\frac{T_1}{T_2}\right)^2 \cdot 10^{-\frac{m_2-m_1}{5}} - 1} = \frac{-7.13 \cdot 10^9}{\left(\frac{4000}{4750}\right)^2 \cdot 10^{-\frac{12.03-12.35}{5}} - 1} = 4.0 \cdot 10^{10} \text{ m}$$

Calculate distance (10 points)

$$d = \sqrt{\frac{\sigma \cdot R_1^2 \cdot T_1^4}{F_1}} = 3.0 \cdot 10^{20} \text{ m} = \frac{3.0 \cdot 10^{20}}{3.086 \cdot 10^{16}} = 9.72 \text{ kpc}$$

Answer: 9.72 kpc

Solution of Problem 2

- a) Using the data from tables 5 to 9 and recalling that MK class II corresponds to giant stars while MK classes Ia and IaB correspond to supergiants, we easily obtain tables 10 to 12 and hence figures containing the plots of E_{X-V}/E_{B-V} against $1/\lambda_X$ for both stars.

Table 10 (10 points)

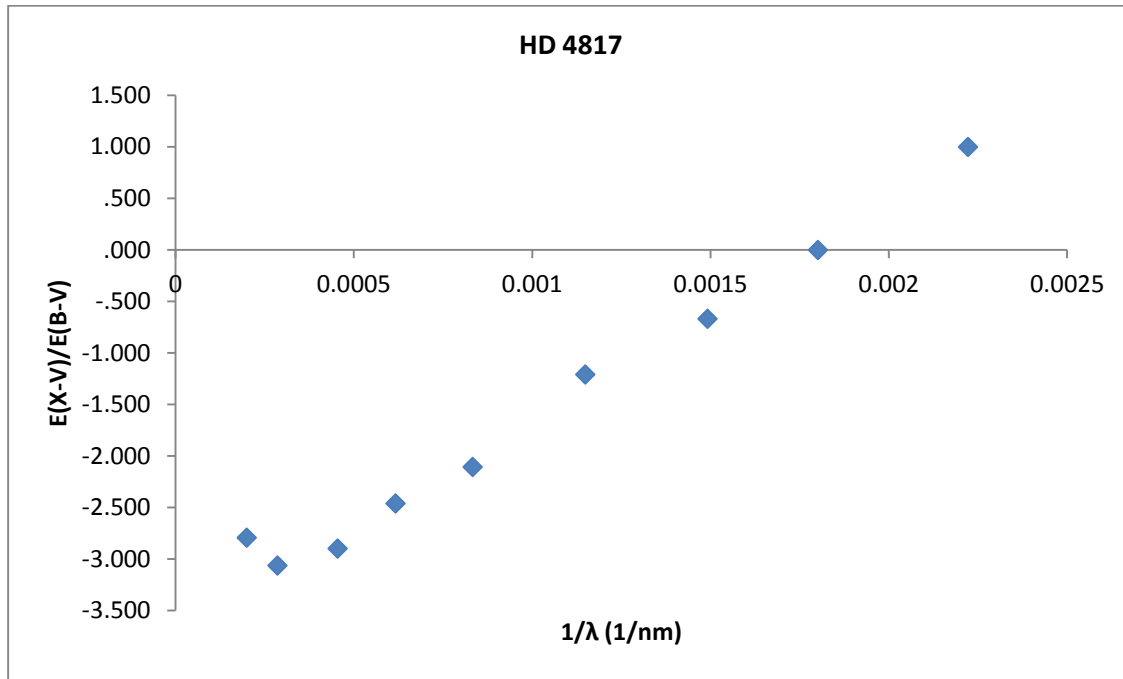
Star	$\frac{B-V}{\text{mag}}$	$\frac{V-V}{\text{mag}}$	$\frac{R-V}{\text{mag}}$	$\frac{I-V}{\text{mag}}$	$\frac{J-V}{\text{mag}}$	$\frac{H-V}{\text{mag}}$	$\frac{K-V}{\text{mag}}$	$\frac{L-V}{\text{mag}}$	$\frac{M-V}{\text{mag}}$	$\frac{N-V}{\text{mag}}$
HD 4817	1.9	0	-1.45	-2.54	-3.42	-4.32	-4.64	-4.86	-4.59	-
HD 11092	2.09	0	-	-	-3.47	-4.43	-4.94	-5.16	-4.92	-5.13

Table 11 (10 points)

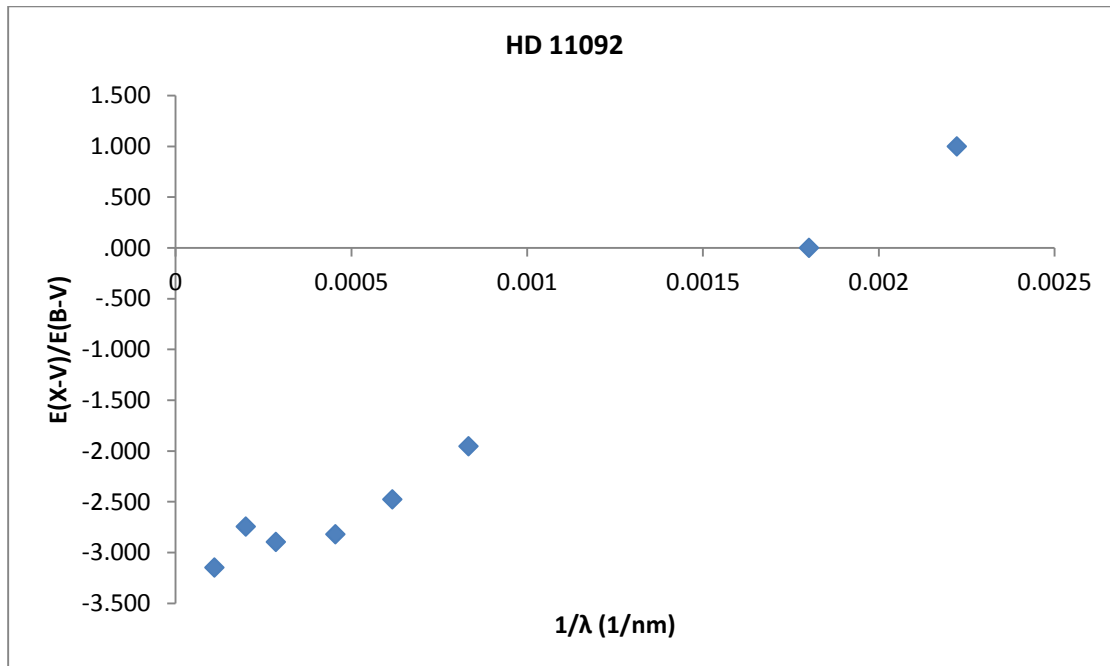
Star	$\frac{(B-V)_0}{\text{mag}}$	$\frac{(V-V)_0}{\text{mag}}$	$\frac{(R-V)_0}{\text{mag}}$	$\frac{(I-V)_0}{\text{mag}}$	$\frac{(J-V)_0}{\text{mag}}$	$\frac{(H-V)_0}{\text{mag}}$	$\frac{(K-V)_0}{\text{mag}}$	$\frac{(L-V)_0}{\text{mag}}$	$\frac{(M-V)_0}{\text{mag}}$	$\frac{(N-V)_0}{\text{mag}}$
HD 4817	1.42	0	-1.13	-1.96	-2.41	-3.14	-3.25	-3.39	-3.25	-3.63
HD 11092	1.42	0	-0.96	-1.61	-2.16	-2.77	-3.05	-3.22	-3.08	-3.02

Table 12 (10 points)

Star	$\frac{E_{B-V}}{E_{B-V}}$	$\frac{E_{V-V}}{E_{B-V}}$	$\frac{E_{R-V}}{E_{B-V}}$	$\frac{E_{I-V}}{E_{B-V}}$	$\frac{E_{J-V}}{E_{B-V}}$	$\frac{E_{H-V}}{E_{B-V}}$	$\frac{E_{K-V}}{E_{B-V}}$	$\frac{E_{L-V}}{E_{B-V}}$	$\frac{E_{M-V}}{E_{B-V}}$	$\frac{E_{N-V}}{E_{B-V}}$
HD 4817	1.00	0.00	-0.67	-1.21	-2.10	-2.46	-2.90	-3.06	-2.79	-
HD 11092	1.00	0.00	-	-	-1.96	-2.48	-2.82	-2.90	-2.75	-3.15



(10 points)



(10 points)

- b) We have that $E_{\lambda-V} = A_{\lambda} - A_V \rightarrow -A_V$ as $\lambda \rightarrow \infty$, so the plot of E_{X-V}/E_{B-V} against $1/\lambda_X$ intersects the vertical axis at

$$\frac{-A_V}{E_{B-V}} = -R_V.$$

(10 points)

Hence R_V can be read off as minus the intersection of the plot with vertical axis. For the two stars we get Table 13 (the intersection points are obtained by fitting a curve to guide the eye, noting that as $1/\lambda \rightarrow 0$, the curve becomes flat, as hinted at above).

Table 13 (10 points)

Star	R_V
HD 4817	3.1
HD 11092	3.0

Next,

$$R_{r,r-i} = \frac{A_r}{E_{r-i}} = \left(\frac{E_{r-V}}{E_{B-V}} + \frac{A_V}{E_{B-V}} \right) \frac{E_{B-V}}{E_{r-i}} = \frac{\frac{E_{r-V}}{E_{B-V}} + R_V}{\frac{E_{r-V}}{E_{B-V}} - \frac{E_{i-V}}{E_{B-V}}},$$

where E_{r-V}/E_{B-V} and E_{i-V}/E_{B-V} can be read off from the plot (again, by fitting a curve to guide the eye). Hence we get Table 14.

Table 14 (10 points)

Star	R_r
HD 4817	3.7
HD 11092	3.6

Hence we take the expected values to be $R_V \approx 3.1$ and $R_r \approx 3.7$. Note that the first value agrees with the widely used ratio of the total to selective extinction in filters B and V.

- c) First let us find the apparent distance moduli $\mu_{r,i}$ in filters r and i. Reading off the fitted values e.g. at $\log(P/\text{day}) = 1.6$ from figures 2 and 3 and substituting into the period-luminosity relations, we find $\mu_r = 29.0$ mag and $\mu_i = 28.6$ mag, so $E_{r-i} = A_r - A_i = \mu_r - \mu_i = 0.4$ mag and so $A_r \approx 3.7E_{r-i} = 1.5$ mag. Hence the unreddened distance modulus is $\mu_0 = \mu_r - A_r = 27.5$ mag and so we estimate the distance to IC 342 to be 3.2 Mpc. (20 points)